



Technical Specifications

General

ID	: 4297
System Wattage	: 60W LED
Driver Integral	: Constant Current
Input Voltage	: 230-240Vac
Frequency	: 50-60Hz
Operating Voltage	: 100-277Vac
Operating Temperature	: -15°C~50°C

Physical

Body	: Spun Aluminium
Diffuser	: Translucent Acrylic
Mounting	: Suitable for Ø60mm OD Pipe

Finish	: Powder Coated Graphite grey / Jet black / Anthracite grey
--------	---

Light Source

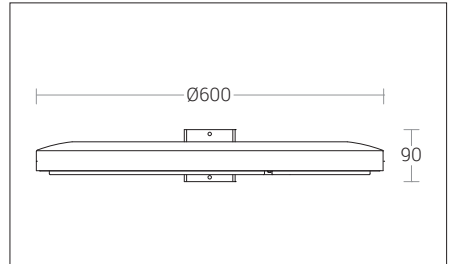
Light Source	: NICHIA
LED Lumens	: 9000 lm
CRI (Ra)	: >80
LED Colour Temperature	: 3000K / 4000K / 5700K







Driver

Power Supply	: Integral
Power Factor	: >0.97
THD	: <10%
Surge Protection	: 6KV
Efficiency	: 90%

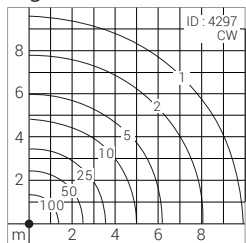
Optical Performance

Colour Temperature	: 3000K / 4000K / 5700K
Luminous flux	: 4845 / 5157 / 5088 lm
Light Distribution	: 120°








 60,000hrs
 L70 B10 SDCM≤3  100-277V 50-60Hz

Light Distribution



Applied Photometry : H=3m