

ZOOM

Precise . Beam

LED compact spot light luminaires with directional & zoomable capabilities and versatile mounting options are ideal for targeted illumination. These spotlights are designed to focus light in a specific direction, making them perfect for highlighting particular areas, objects, or architectural details. This precision can enhance the visual appeal and functionality of the illuminated space.

LED compact spot light luminaires designed to provide directional light. The luminaire comes with a connecting cable and bracket for permanent installation on a wall, under a ceiling or on floor.

Product Description

- Luminaire made of pressure die cast aluminium of high corrosion resistance and external non corrosive stainless steel fasteners.
- Clear tempered glass.
- Mounting die-cast aluminium bracket arrangement to facilitate easy installation at any desired location.
- Rotary ring to adjust focusing from 15°- 60° beam angles (Zoomable).
- Cable entries for through-wiring of mains supply cable.
- CRI (Ra) : 90
- Prewired with LED driver and suitable for operating on 240V, 50Hz single phase ac supply.
- Available CCT : 3000K (Other CCT's on request)



Product Benefits


- Sturdy construction in order to maintain performance of the luminaire and to reduce maintenance costs.
- Quick & simple installation.
- Clear glass in the front with continuous rubber gasket to ensure adequate sealing against ingress of moisture, dust, insects etc.,
- Sustainable LED technology offers durability and optimal light output with low power consumption.

Area of Application

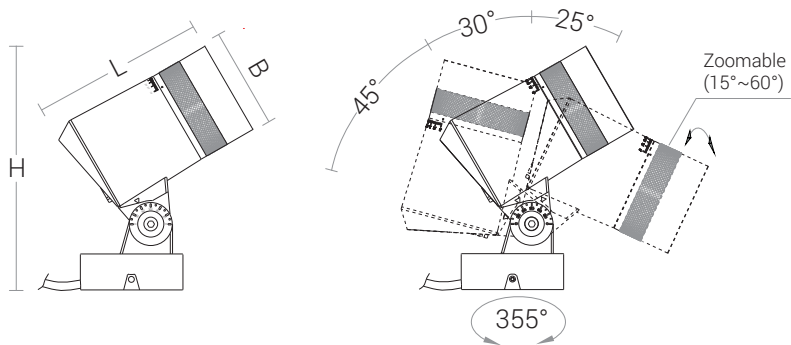
Pathways, Parks, Sculptures, Gardens, Structures and Landscape lighting.

Available Finish

Powder Coated RAL 9005 Jet black.



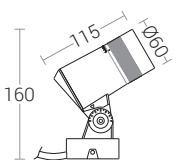
Note : It is our constant endeavor to upgrade the performance of our products. For the latest technical information, IES files and product updates please refer to the website at www.klite.in



Product Name	ZOOM MICRO	ZOOM MINI	ZOOM MIDI	ZOOM MAXI
Product Code	KL-22587	KL-22591	KL-22594	KL-22596
Input Wattage	6W	15W	20W	40W
Dimension (L x B x H)	115 x Ø60 x 160	142 x Ø80 x 189	169 x Ø100 x 237	264 x Ø150 x 322
Color Temperature	3000K (Other CCT's On Request)			
Beam Angle	15° - 60° (Zoomable)			
Input Voltage	230-240Vac			
Frequency Range	50/60Hz			
Surge Protection	2KV	3KV	3KV	3KV
Color rendering index	Ra 90			
Operating Temperature	-20°C~+40°C			
Protectin Grade	IP66			
Protection level	IK05			
Diffuser	Clear Tempered Glass			
Finish	Powder Coated RAL 9005 Jet Black			

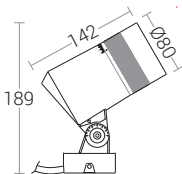
ZOOM MICRO

ID : 22587 - 6W



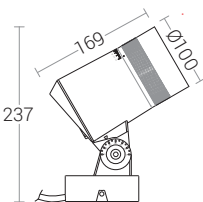
ZOOM MINI

ID : 22591 - 15W



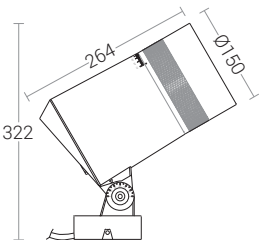
ZOOM MIDI

ID : 22594 - 20W



ZOOM MAXI

ID : 22596 - 40W





TRIL INFOPARK, CHENNAI



Technical Specifications

General

System Wattage : 6W/15W/20W/40W
Operating Temperature : -20°C~+40°C

Physical

Body : Die cast aluminium
Diffuser : Clear Tempered Glass
Mounting : Surface
Finish : Powder Coated
RAL 9005 Jet black

Light Source

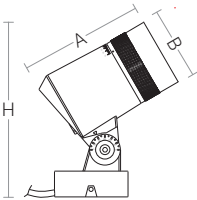
Light Source : CITIZEN
CRI (Ra) : 90
LED Colour Temperature : 3000K (Other CCT's on request)

Driver

Power Supply : Integral
Input Voltage : 230-240Vac
Frequency : 50-60Hz
Surge Protection : 2KV / 3KV
Efficiency : >85%
Dimmable Option : DALI / DMX / 1-10V / TRIAC

Optical Performance

Beam Angle : 15° - 60° (Zoomable)



Ordering Guide

ID	System Wattage	Dimension (A x B x H)
22587	6W	115 X Ø60 x 160
22591	15W	142 X Ø80 x 189
22594	20W	169 X Ø100 x 237
22596	40W	264 X Ø150 x 322

