

K-LITE

Vio

Power : Upto 40W
Length : 1210mm / 1215mm

Upto
100
lm/w

Features

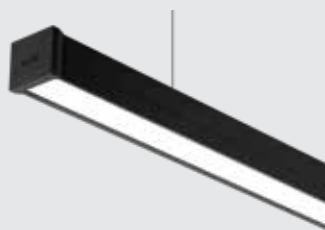
- Lumiled / Equivalent LED's
- CRI Ra>80
- L70 / B10 @ 60,000 Hrs
- Standard suspension kit 1M (2M available on request)

Beam Angle


BA110°

Diffused


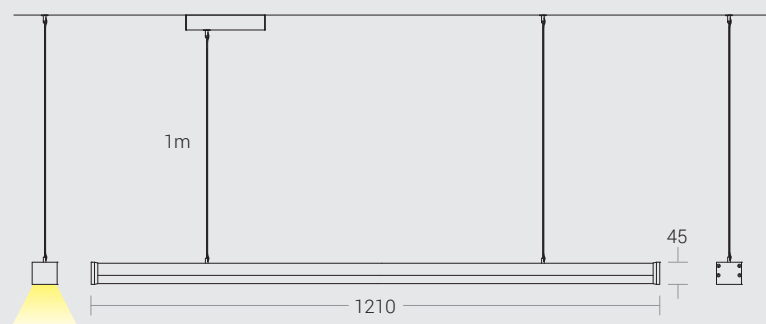
Pendant-direct



Recess



Dimension in mm



Housing Colour



Extruded aluminium alloy with powder coated finish in
RAL9004 Signal Black fine texture | RAL9016 Traffic White fine texture |
RAL 9007 Grey aluminium fine texture

Light Distribution refer online



Product Description

- IP65 profile for robust outdoor applications
- Extruded aluminium housing for better thermal management.
- Pressure die cast aluminium end caps with clear silicone gasket for IP rating.
- PC diffuser for optimum optical performance.
- Specially designed potted constant current driver with built-in surge protection
- Integrated driver for easy maintenance and replacement.

Technical Specifications

General

Driver	: Constant Current
Input Voltage	: 230-240Vac
Operating Temperature	: -15°C~+50°C

Light Source

Light Source	: Lumiled / Equivalent
CRI (Ra)	: >80
LED Colour Temperature	: 2700K / 3000K / 4000K / 5700K

Optical

Tilt	: Fixed
Beam Angle	: 110°
Diffuser Material	: Polycarbonate

Physical

Body	: Extruded Aluminium alloy with Endcaps
Mounting	: Pendant / Recess
Finish	: RAL 9004 Signal black RAL 9016 Traffic White RAL 9007 Grey aluminium

Driver

Power Supply	: Integrated
Power Factor	: >0.95
THD	: <10%
Surge Protection	: 6KV
Efficiency	: >87%



Ordering Guide

Pendant - Direct

ID	Wattage	Dimension (mm)
3543	Upto 40W	1210 x 52 x 45

Recess

ID	Wattage	C.O.D	Dimension(mm)
3543	Upto 40W	1208 x 55	1215 x 62 x 45