

A decorative LED bollards designed for garden and pathway luminaires. These luminaires offer shielded glare free illumination of ground surface and are perfect for illuminating entrances, footpaths as well as garden and landscape architecture. Bollard luminaires contribute to safety by illuminating pathways and other open spaces.

### Product Description

- Luminaire body made of square aluminium tube (grade 6063) with die cast aluminium components and SS fasteners.
- For optimum coordination with lighting situation, these luminaires can be supplied in three different mounting heights.
- Luminaire integrated with 16W LED.
- Silicone gasket
- UV stabilized clear Polycarbonate diffuser.
- Mounting plate die cast aluminium double powder coat with an anchorage unit and stainless steel fixing screws.
- Cable entries for through-wiring of mains supply cable.
- Integral constant current power supply
- CRI ( Ra) :  $\geq 80$
- Prewired with LED driver and suitable for operating on 240V, 50Hz single phase ac supply.
- Ordering guide : KL-4726-CCT (Colour Temperature)
- Available CCT : 2700K, 3000K, 4000K, 5700K



### Product Benefits

- High luminous efficiency at reduced wattage.
- Elegant, Robust design
- Dark sky compliant protects pedestrians from glare by preventing spill light above the horizontal plane.
- Sustainable LED technology offers durability and optimal light output with low power consumption.

### Area of Application

Suitable for low / medium public areas.

### Available Finish


Pure polyester powder coated

RAL 9004 Signal black

RAL 9007 Grey aluminium

RAL 7016 Anthracite grey

Graphite grey





**Technical Specifications**

**General**

ID : 4726 / 4727 / 4728  
 System Wattage : 16W LED  
 Driver Integral : Constant Current  
 Operating Voltage : 100-277Vac  
 Operating Temperature : -15°C~+50°C

**Light Source**

Light Source : NICHIA  
 CRI (Ra) : >80  
 LED Colour Temperature : 2700K / 3000K / 4000K / 5700K

**Physical**

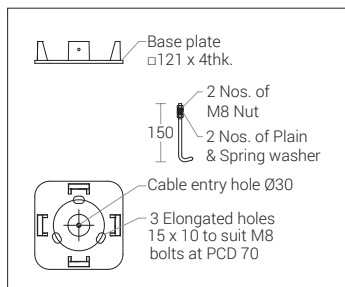
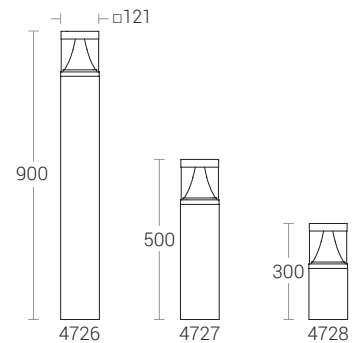
Body : Square Aluminium Tube  
 Diffuser : Clear Polycarbonate  
 Reflector : Aluminium  
 Gasket : Silicone  
 Mounting : Surface - Floor  
 Finish : Powder coated  
 RAL 9004 Signal black  
 RAL 9007 Grey aluminium  
 RAL 7016 Anthracite grey  
 Graphite grey

**Driver**

Power Supply : Integral  
 Input Voltage : 230-240Vac  
 Frequency : 50-60 Hz  
 Power Factor : >0.9  
 THD : <10%  
 Surge Protection : 2.5KV  
 Efficiency : >80%

**Optical Performance**

Light Distribution : Symmetrical



**Note :** It is our constant endeavor to upgrade the performance of our products. For the latest technical information, IES files and product updates please refer to the website at [www.klite.in](http://www.klite.in)