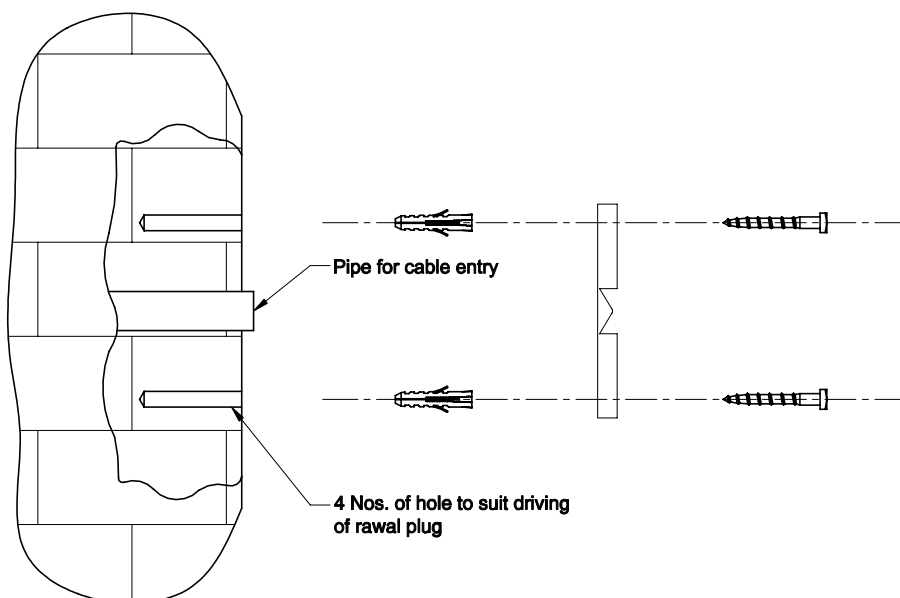
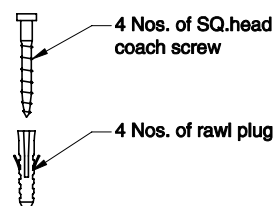
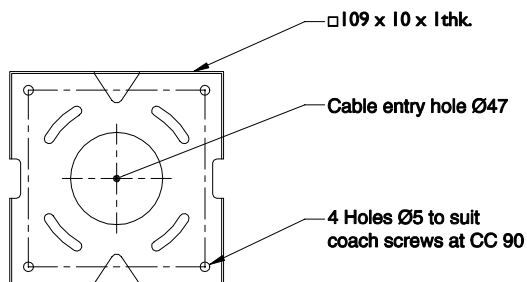


DWG. No. : KL-DFD-087
SHEET No. : 1 of 1

ALL DIMENSIONS ARE IN mm



NOTE:

1. Pipe for cable entry shown is only for indicative.
2. Coach screws and rawl plugs are not included in the scope of supply.

REV. No.	REVISION DETAILS	DATE	REVISED	CHD	APPD
----------	------------------	------	---------	-----	------

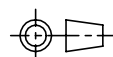
DRAWN R.SATHISH	CHECKED	APPROVED	DATE 13-02-19	SCALE 1 : 4	MATERIAL -
--------------------	---------	----------	------------------	----------------	---------------

Z:\K - LITE\006.FOUNDATION DETAILS\KL - DFD - 087 (W28)\REV 00.dwg

DETAILED MOUNTING DRAWING FOR W28 WALL BRACKET

K-LITE

K-LITE INDUSTRIES
CHENNAI-600 058



DRG. NO.

KL-DFD-087

REV
00

SHEET
1 of 1